

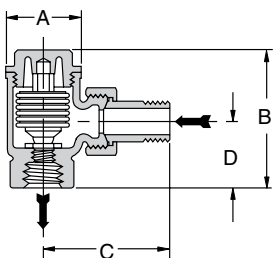


TS Series Radiator Traps

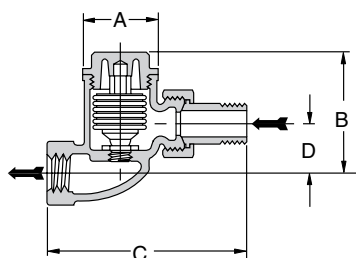
Bronze
For Pressures to 4,5 bar...Capacities to 730 kg



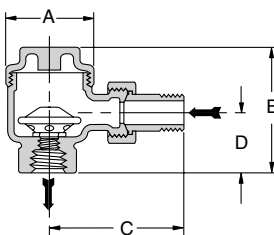
Steam Trapping and Steam Tracing Equipment



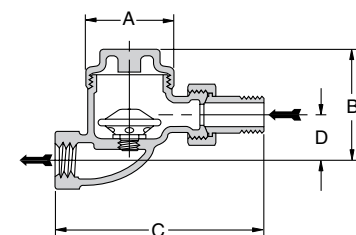
TS-2 Trap Angle Type



TS-2 Trap Straight Type



TS-3 Trap Angle Type



TS-3 Trap Straight Type



Armstrong Series TS radiator traps are offered in both angle and straight patterns. The TS-2 has a balanced pressure thermostatic element with a high quality multiple-convolution bellows. It's ideal for draining equipment such as steam radiators and convectors, small heat exchangers, unit heaters and steam air vents. The TS-2 comes with a strong, cast bronze body and a stainless seat. The valve and seat are renewable in-line.

The TS-3 is a heavy duty, wafer type trap for the drainage of all types of steam radiators and convectors. Its wafer design is well suited to systems prone to water hammer, which may damage conventional bellows type units. The TS-3 is repairable in-line and has an all-stainless steel wafer element.

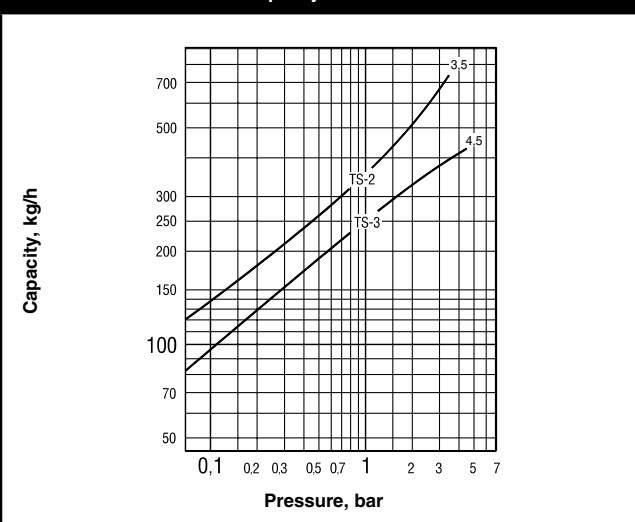
Materials

- Cap: Bronze, ASTM B 62
- Body: Bronze, ASTM B 62
- Union Nipple: Brass, ASTM B 584
- Valve:
 - Model TS-2: Brass
 - Model TS-3: Stainless steel
- Valve Seat: Stainless steel
- Element:
 - Model TS-2: Phosphor-bronze bellows
 - Model TS-3: T-316 SS Wafer w/T-304 SS Housing

Connections

Screwed BSPT and NPT

Table ST-182-2. TS Series Capacity



Maximum Operating Conditions

- Maximum allowable pressure (vessel design):
 - Model TS-2: 3,5 bar @ 149°C
 - Model TS-3: 4,5 bar @ 157°C
- Maximum operating pressure:
 - Model TS-2: 3,5 bar
 - Model TS-3: 4,5 bar
- Maximum back pressure: 99% of inlet pressure

Table ST-182-1. TS Series Radiator Trap (dimensions in mm)

Model	TS-2				TS-3					
	Angle		Straight		Angle		Straight			
Pipe Connections	15	20	15	20	15	20	25	15	20	25
"A" Diameter	41,3	41,3	41,3	41,3	50,8	50,8	60,3	50,8	50,8	60,3
"B" Height	74,6	76,2	68,3	73,0	73,0	92,1	98,4	66,7	85,7	88,9
"C"	65,1	73,0	101,6	114,3	79,4	88,9	105,0	124,0	133,0	165,0
"D"	34,9	41,3	28,6	33,3	34,9	41,3	50,8	28,6	34,9	41,3
Weight in kg (screwed)	0,7	0,8	0,7	0,9	0,7	0,9	1,1	0,7	1	1,4

All models comply with the Article 4.3 of the PED (2014/68/UE).

All dimensions and weights are approximate. Use certified print for exact dimensions. Design and materials are subject to change without notice.