



SERIES 240

**Die-cast brass float valves "5 pins"
Light series**

- Datasheets
- Coding rules
- Assembly how-to
- [Fittings](#)

versions

A 1

A 4

A 1

Brass seat
Round arm mm.175, 1/4W thread



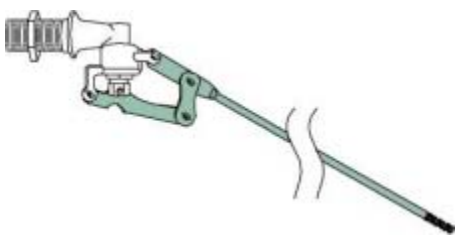
Measure

1/2"

Seat obtained in the body




A 4

Brass seat
Round arm mm.230, 1/4W thread



Measure

1/2"

FITTINGS		1/2"
	Flat plastic ball art.291	ø 90
	Round plastic ball art.293	ø 90
	Round plastic ball art.295	ø 90